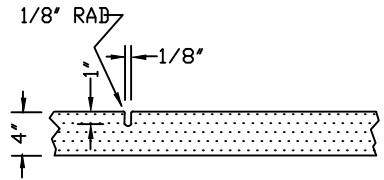
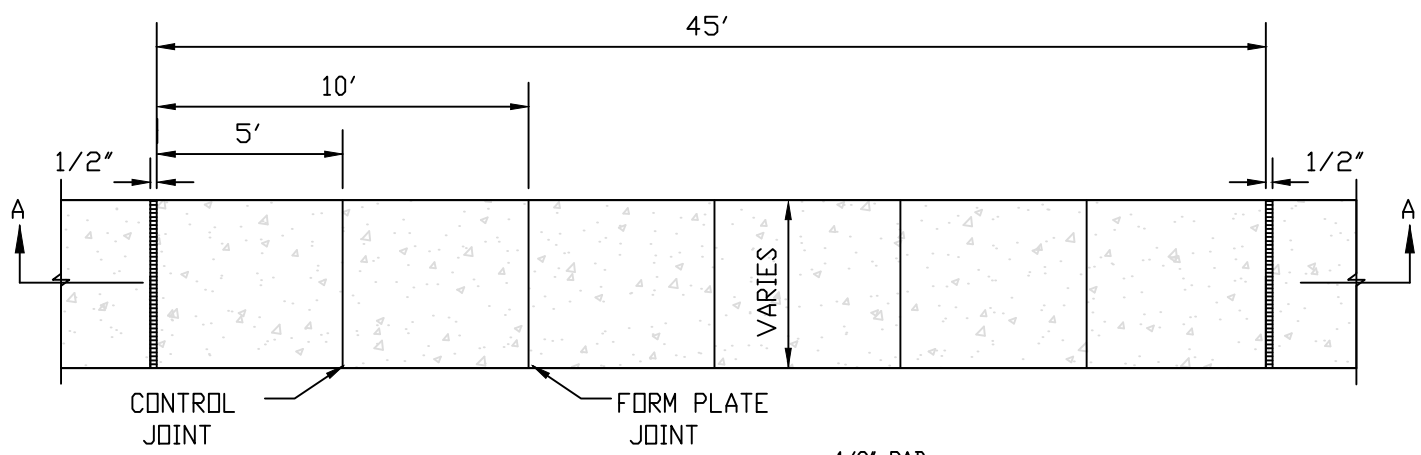
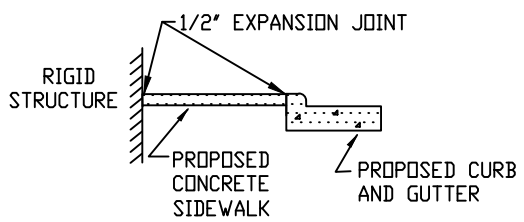


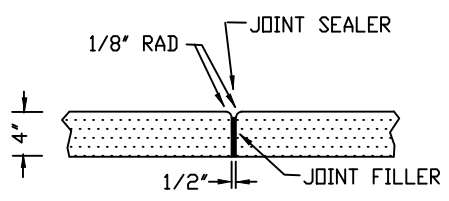
SECTION A-A



GROOVED JOINT IN SIDEWALK



DETAILS SHOWING EXPANSION JOINTS IN CONCRETE SIDEWALK



TRANSVERSE EXPANSION JOINT IN SIDEWALK

GENERAL NOTES:

1. A GROOVE JOINT 1" DEEP WITH 1/8" RADIUS SHALL BE REQUIRED IN THE CONCRETE SIDEWALK AT 5' INTERVALS. ONE 1/2" EXPANSION JOINT WILL BE REQUIRED AT 45' INTERVALS. A 1/2" EXPANSION JOINT WILL BE REQUIRED WHERE THE SIDEWALK JOINS ANY RIGID STRUCTURE.
2. SIDEWALK AT DRIVEWAY ENTRANCES TO BE 6" THICK FOR FULL DRIVEWAY LENGTH.
3. WIDTH OF SIDEWALKS SHALL BE A MINIMUM OF 5'. WIDTH OF SIDEWALKS IN THE CENTRAL BUSINESS DISTRICT WILL BE DETERMINED BY THE CITY.
4. SIDEWALKS TO BE POURED TO END OF RADIUS AT INTERSECTING STREETS.
5. WHEELCHAIR RAMPS SHALL HAVE 6" THICK CONCRETE.

CITY OF SALISBURY, N.C. STANDARD DETAIL	DATE: APRIL 17, 2001
ROADS SIDEWALKS	NOT TO SCALE
	STANDARD R-11